



General Information and Assembly

There are two parts to the inter-locking system.



The Male Peg / The Female Loop

All tiles on any given installation should always have the female loops going in the same direction. (illustration 1)

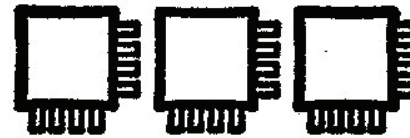
CAUTION:

If you inadvertently rotate a tile 90 degrees it will snap into place (illustration 2) but you will not be able to complete the installation properly.

CAUTION:

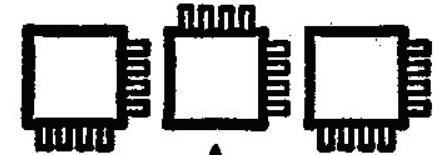
It is important that all debris be removed from the underlying surface before laying tiles, eliminating lumps.

Illustration 1



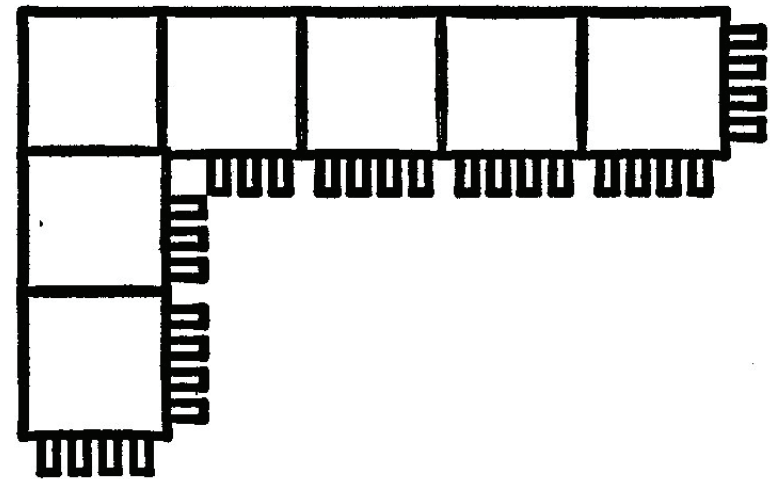
Correct

Illustration 2



Incorrect

Illustration 3



Always begin the installation in one corner. Pointing the female loops in the directions that additional tiles are to be added. (illustration 3)